

WORCESTERSHIRE COUNTY COUNCIL EQUALITY IMPACT ASSESSMENT TEMPLATE

Please read the brief guidance which provides essential information for anyone who is unfamiliar with the County Council Equality Impact Assessment process.

Background information:


Name:	Judith Burgess
Job Title:	Associate Public Health Practitioner
Service area:	Public Health
Directorate:	DASH
Telephone:	01905 824305
Email address:	Jburgess@worcestershire.gov.uk
Date assessment commenced:	02/10/2018
Date assessment completed:	Click here to enter a date.

Function, strategy, project, policy or procedure being assessed:


Name of the function, strategy, project, policy or procedure being assessed:	Living Well Service – Cessation of service
Is this a new or an amended policy?	Amended
Does the policy form part of a wider programme which has already been screened for equality relevance?	No

Stage 1 - Please summarise the main objectives, aims and intended outcomes of this policy

Aims/Objectives:	<p>Commencing in April 2015 the Living Well service operated for a 3 year period with a further one year extension being granted in April 2018 until 31.03.2019.</p> <p>The purpose of this service is to work with individuals from disadvantaged communities (Indices of Multiple Deprivation (IMD) profiles 1 and 2) and those with a BMI of over 30, who require advice and practical support to make healthy lifestyle changes. The service offers service users targeted and evidenced information, advice and support. The service also provides follow up monitoring and support, as well as onward referral to specialist services to enable service users to make long term, sustainable healthy lifestyle changes.</p> <p>The Living Well Service offers service users up to 6 months support. Length of engagement will vary and is based on the needs of the service user. The interventions offered by the service</p>
------------------	--



are tailored to service user needs and include one to one support, group support, signposting,



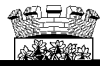
Stage 3 - Assessing the equality impact of the policy

Based on your findings, please indicate using the table below whether the policy could have an adverse, neutral or positive impact for any of the protected groups:

Protected characteristic	Adverse	Positive	Neutral
Age	<input type="checkbox"/>	<input type="checkbox"/>	<input checked="" type="checkbox"/>
Disability	<input type="checkbox"/>	<input type="checkbox"/>	<input checked="" type="checkbox"/>
Gender reassignment	<input type="checkbox"/>	<input type="checkbox"/>	<input checked="" type="checkbox"/>
Marriage and civil partnership	<input type="checkbox"/>	<input type="checkbox"/>	<input checked="" type="checkbox"/>
Pregnancy and maternity	<input type="checkbox"/>	<input type="checkbox"/>	<input checked="" type="checkbox"/>
Race	<input type="checkbox"/>	<input type="checkbox"/>	<input checked="" type="checkbox"/>
Religion and belief	<input type="checkbox"/>	<input type="checkbox"/>	<input checked="" type="checkbox"/>
Sex	<input type="checkbox"/>	<input type="checkbox"/>	<input checked="" type="checkbox"/>
Sexual orientation	<input type="checkbox"/>	<input type="checkbox"/>	



Where possible please include



worcestershire



Please list any actions you will take to mitigate any adverse impact you have identified:



Worcestershire County Council requires all assessments to be published on our website. Please send a copy of this assessment to the Corporate Equality and Diversity Team for publication.

	Signature	Date
Completing Officer:	Judith Burgess	30/11/2018
Lead Officer:	Rosie Winyard	27/01/2019
Service Manager:		Click here to enter a date.